


# Product Manual



## Razer Rake

Item 580130



### Table of Contents:

Product Contents . . . . .	2
Assembly Instructions . . . . .	3
Operating Instructions . . . . .	4

Replacement Parts . . . . .	4
Product Warranty . . . . .	4

# Important Information:

Please read these instructions thoroughly before use. Failure to follow instructions may result in equipment damage or failure, losses, injury or death.

## ⚠️ **WARNING:** ⚠️

To reduce the risk of injury:

- The Razer Rake is designed for cutting submerged, partially emergent, or emergent aquatic vegetation from underwater. Any other use is strictly prohibited. Before using the Weed Razer, please read this manual carefully to understand the proper use of the unit.
- The Razer Rake teeth have sharp edges.


## ⚠️ **SAFETY FIRST:** ⚠️

Keep out of reach of children.

Do not use with children in immediate area.

IMPORTANT: Jenlis, Inc® is not responsible for equipment damage or failure, losses, injury or death resulting from failure to follow safety precautions, misuse or abuse of equipment.

## PRODUCT CONTENTS:



	PART	QTY
A	Rake Head with Handle	1
B	Middle Handle	1
C	Handle w/Black End Cap	1
D	Handle Connectors	2

	PART	QTY
E	Rope	1
F	Bolt & Nut	1
G	Floats	2
H	Velcro Straps	4

# Assembly & Instructions

## Step 1

Handle Assembly: Press the spring loaded buttons on one end of the handle connector and slide it halfway into one of the handles and rotate it until the buttons snap into the holes of the handle. Repeat this process for the other half of the handle.



## Step 2

To expand the rake head, press down on the spring loaded buttons and push forward until fully open and springs lock into place.

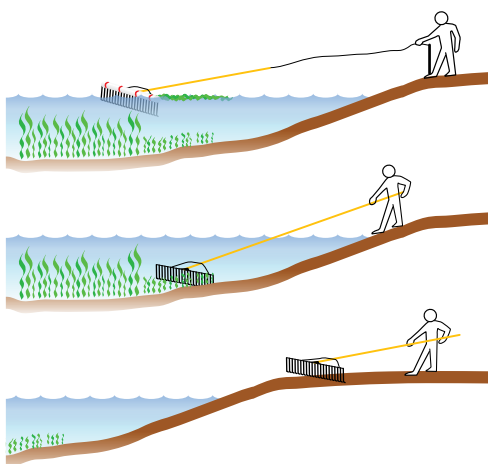


## Step 3

Flotation devices are most effective when the two outermost velcro straps are attached on the two outermost teeth of the rake head.



# Operating Instructions



## Cast & Retrieve

The Cast and Retrieve option is great for removing weeds, algae or debris (both floating and submerged).

## Weed, Algae & Debris Removal

The 9' handle is designed for skimming or removing aquatic weeds, algae from shore.

## Beach Grooming

Remove the rope and floats and you have a professional grade rake to easily groom your beach sand.

# Replacement Parts

RAZER RAKE	PART #
Razer Rake Handle Connector with Spring Clip	580140
Razer Rake Hardware Kit with Floats & Velcro, Hardware and Rope	580390

## ONE YEAR MANUFACTURER'S WARRANTY:

**1-Year Manufacturer's Warranty** – Jenlis, Inc. warrants this product to be free from defects in workmanship and materials, under normal, non-commercial use and conditions, for a period of (1) one year from the original invoice date. **Warranty Limitations** – Damage resulting from use in commercial environment, misuse, abuse, negligence, and/or accidents. The manufacturer agrees, at its option during the warranty period, to repair any defect in material or workmanship, or to furnish a repaired or refurbished product without charge. All warranty claims must be sent to Jenlis, at the customer's expense. Return shipping will be pre-paid. All returns must be pre-approved. Please visit [www.weedrazers.com/warranty](http://www.weedrazers.com/warranty) for an RMA number prior to returning product. Returns without RMA's will be refused.